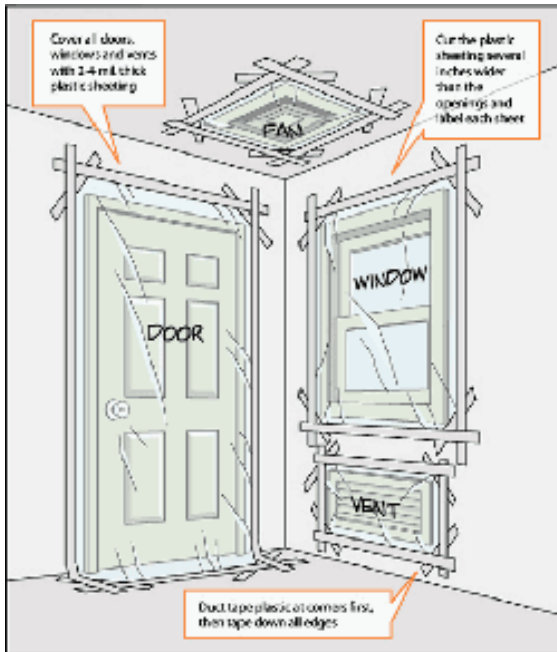


SHELTER-IN-PLACE

After an incident involving hazardous or chemicals or materials, residents may be advised to ‘Shelter-in-Place’ This means that everyone (pets included) should go indoors, or stay indoors, and prevent contaminated air from getting into a building with good air.

How to Shelter-in-Place...

- ^ close all windows, doors, fire place dampers, etc
- ^ turn off the air conditioning system or furnace
- ^ avoid basements (heavier-than-air fumes can collect there)
- ^ if necessary, go to one room (without windows if possible) and seal all windows and doors with plastic tape.
- ^ listen to your radio and remain inside until municipal officials advise that it is safe for you to leave. Do not go looking for family or friends if they are in school or safe inside elsewhere!



Town of Plympton-Wyoming

**546 Niagara Street
P.O. Box 250
Wyoming, ON N0N 1T0
Phone: 519.845.3939
Ontario Toll Free:
1.877.313.3939
Fax: 519.845.0597
E-mail:
info@plympton-wyoming.ca
Website:
www.plympton-wyoming.com**

**For more information
regarding Emergency
Management, please contact
our office and ask for
CEMC Jennifer Turk**

Town of Plympton-Wyoming



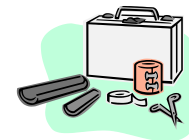

Kyle Pratt, Hons. B.A., MPA
Chief Administrative Officer
Caroline DeSchutter, A.M.C.T.
Clerk
Norma Roddick-Preece, A.M.C.T.
Treasurer
Stan Calow
Superintendent of Public Works

72 Hour Emergency Supplies Kit

If you are advised to leave your home or stay inside for a period of time, having some essential supplies on hand will make you and your family more comfortable. Assemble a '72 Hour Emergency Supplies Kit' and store the items in an easy-to-carry container such as a duffel bag or plastic storage bin. Store the container in an easily accessible location such as a closet shelf on the main floor. Your emergency supplies kit should have enough food, water and basic needs that will keep your household self-sufficient for at least three hours/72 hours.

The kit should include the following items:

- ☑ 'special needs' items for any member of your household (i.e. baby formula, diapers, prescription medication, etc.)
- ☑ first-aid supplies (bandages, adhesive tape, antibiotic ointment, antiseptic towelettes, assorted safety pins, cleansing agent or soap, cold packs, eyewash solution, cotton swabs, disposable gloves and face shield, gauze pads, hydrogen peroxide, lip balm, etc.)
- ☑ change of clothing for each household member (footwear as well)
- ☑ candles, matches or lighters
- ☑ sleeping bag, blankets or bedroll for each household member
- ☑ Flashlight and batteries
- ☑ battery-powered radio or television and batteries
- ☑ duct tape
- ☑ non-perishable food (this should be replaced every year)
- ☑ water
- ☑ whistle (in case you need to attract someone's attention)
- ☑ playing cards or games
- ☑ toilet paper and other personal care supplies
- ☑ basic tools (hammer, pliers/wrench, screwdriver set, assortment of fasteners, work gloves)
- ☑ extra set of card and house keys
- ☑ extra cash (change too for vending machines)
- ☑ copies of important family documents (birth certificates, passports and licences. These essential documents should be kept in a fire proof safety box as well either at your home or a friend or family member)



Your 72 Hour Emergency Supplies Kit could prove to be very useful should electricity be lost or weather keeps you from leaving your home. You should bring your kit if you are advised to evacuate, so include any other essential items you think you might need.